

SCHOOL PROFILE

2018 - 2019

EXECUTIVE DIRECTOR
PRESIDENT
HEADMASTER
ASSISTANT HEAD
ADMISSIONS

R.J. Hawley
Richard McPherson
Kevin Davern
Matthew Bronzi
John Acevedo

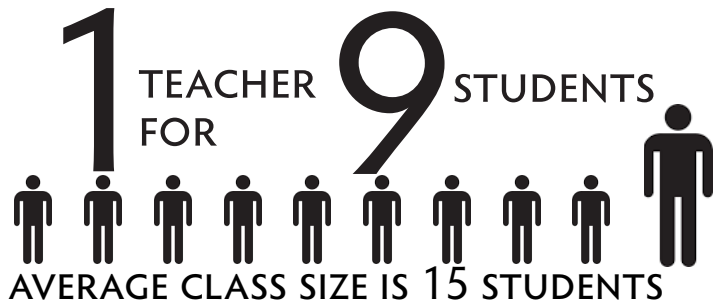
DU
C
I
N
A
L
T
U
M

Avalon is an independent, college-preparatory, K-12 day school for boys, approved to offer Catholic religious instruction by the Archdiocese of Washington. Avalon was founded in 2003. The School's first senior class graduated in June 2007. There are 207 students in total, 99 in grades K-8 and 108 in grades 9-12. There are 35 students in the class of 2019.

Avalon is approved to operate an elementary and secondary school by the Maryland Department of Education. Avalon has 24 full-time faculty members.

OUR PHILOSOPHY

Avalon seeks to cultivate in its students a sense of intellectual freedom and personal responsibility; to foster the gifts of faith and culture that are within each boy's reach; and to help them fulfill the deep desire to live a noble life that resides in all men.



the Avalon School

11811 CLARIDGE ROAD, WHEATON, MD 20902 ~ WWW.AVALONSCHOOLS.ORG ~ 301-963-8022~

ACADEMICS

UPPER SCHOOL COURSE OFFERINGS

English: I, II, III, IV, AP Language and Composition, AP Literature
Math: Algebra 1/2, I, II, Geometry, Trigonometry, Pre-Calculus, Calculus AB/BC
Sciences: Biology, AP Biology, Chemistry, AP Chemistry, Physics, Anatomy & Physiology
Foreign Languages: Spanish, Italian, Greek, Latin I, II, III, IV AP
Religion: Church History, Christian Anthropology, Sacraments, The Trinity
History: Medieval/ Early Modern History, U.S. History, AP US History, AP European History, History of the Crusades
Electives: Journalism, American Film, Creative Writing, Drawing, Composition, ESL, ESL Geography

GRADING SCALE

There are two semesters with end of term exams in January and June. Grades are scored: A 90-100, B 80-89, C 70-79, D 60-69, F 0-59. GPA is calculated:
A+ (4.33) = 97-100 A (4.00) = 93-96 A- (3.67) = 90-92
B+ (3.33) = 87-89 B (3.00) = 83-86 B- (2.67) = 80-82
C+ (2.33) = 77-79 C (2.00) = 73-76 C- (1.67) = 70-72
D+ (1.33) = 67-69 D (1.00) = 63-66 D- (0.67) = 60-62
F (0.00) = Below 60

Pass/Fail grades are not used in computing GPA. Transfer credits are accepted.

GRADUATION REQUIREMENTS


Four years of English (4 credits)
Four years of Math (4 credits)
Two years of History, *US History required (2 credits)*
Two years of Science, *Biology & Chemistry required (2 credits)*
Three years of Language: *Latin, Greek, Italian and/or Spanish (3 credits)*
Four years of Religion (4 credits)
Five Credits of Electives (5 credits)
Fulfillment of the sports/activities requirements

WEIGHTING OF GPA

Advanced Placement course grades are weighted by one point each and Honors course grades are weighted by one-half point; these differences are reflected on the transcript.

CLASS RANK

We do not rank students due to small class size. A distribution of grades by course for Grade 11 is included in this profile.



CLASS OF 2019

STATISTICS

COLLEGE ACCEPTANCES FOR THE CLASS OF 2017

American University (2)	Howard University	Susquehanna University (2)
Alfred State University	Iona College	Texas Christian University
Catholic University of America (3)	Juniata College	Towson State University (2)
Central Connecticut State University	McDaniel College	University of Arizona
Christendom College	Monmouth College	University of California, Santa Cruz
Coker College	Montgomery College (4)	University of California, San Diego
Davidson University	Morehouse College	University of Connecticut
Delaware State University	North Carolina Central University	University of Dallas
Duke University	Ohio State University, Columbus	University of Illinois at Urbana-Champaign
East Stroudsburg University	Pennsylvania State University (2)	University of Maryland, Baltimore
Elon University (2)	Philadelphia University	University of Maryland, College Park (4)
Frostberg University	Purdue University	University of Memphis
Gannon University	Rutgers University (2)	University of Toledo
Garden City Community College	Saint Mary's College of Maryland	University of Virginia
Gettysburg College	Salisbury University	University of Washington, Seattle
George Mason University	Salve Regina University	Virginia Tech
Goucher College (2)	State University of New York, Alfred College	Washington College
Hamilton College	State University of New York, Stony Brook	West Virginia Wesleyan College
Hampton University	State University of New York, Binghamton	Westminster College
Hobart College		Williams College

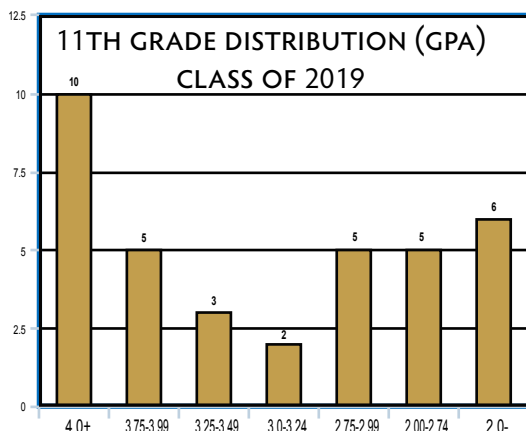
TESTING FOR THE CLASS OF 2017

SAT SCORES
AVERAGE READING 561
AVERAGE MATH 561

ADVANCED PLACEMENT
3 AP SCHOLARS
53% OF EXAMS TAKEN SCORED 3 OR HIGHER (23/43 EXAMS)

AWARDS AND COMMENDATIONS

- The class of 2017 students who took the National Latin exam received 1 Gold Summa cum Laude, 3 Magna cum Laude, 2 cum Laude, 1 Certificate of Merit, and 1 Introduction to Latin Certificate.
- 7 class of 2017 students won scholarships to play college football at D-1 schools.
- 1 class of 2017 student won a scholarship to play baseball at a D-1 school.
- 2 class of 2017 students are playing college soccer and 1 is playing college basketball.



GRADE DISTRIBUTION FOR THE CLASS OF 2018 11TH GRADE ACADEMIC COURSES

	A 100-90	B 89-80	C 79-70	D 69-60	F 59-0
English	28%	28%	28%	10%	6%
Math	24%	17%	41%	11%	7%
Science	52%	26%	11%	7%	4%
History	38%	46%	16%		
Religion	14%	36%	23%	27%	
Foreign Language	18%	55%	18%	9%	